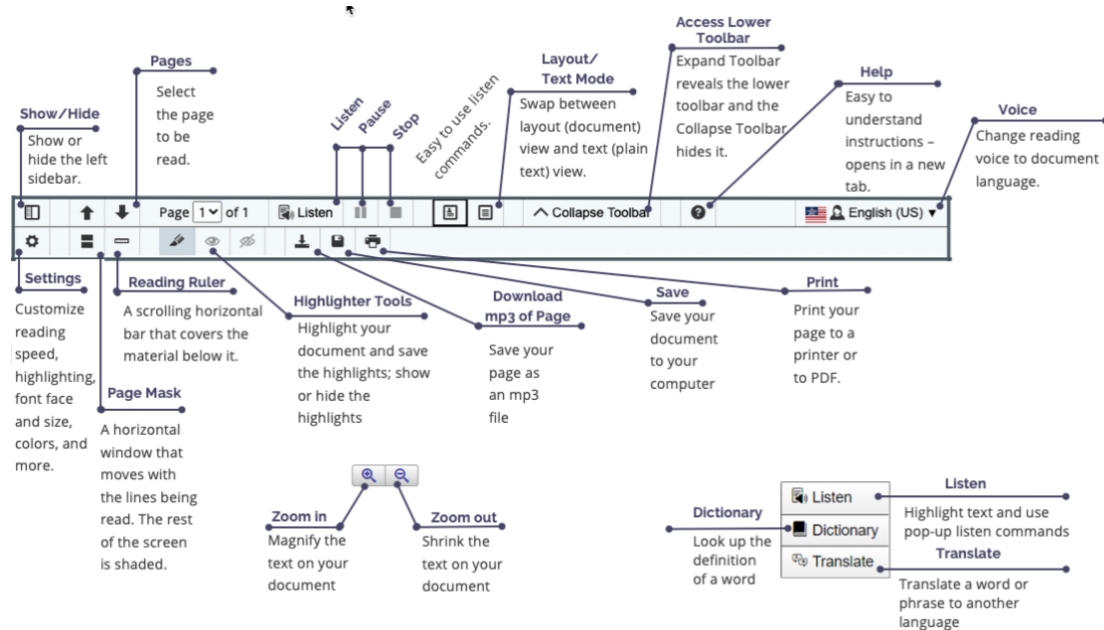


ReadSpeaker Button Highlights Handout: docReader, webReader, and TextAid, 05 May 2024

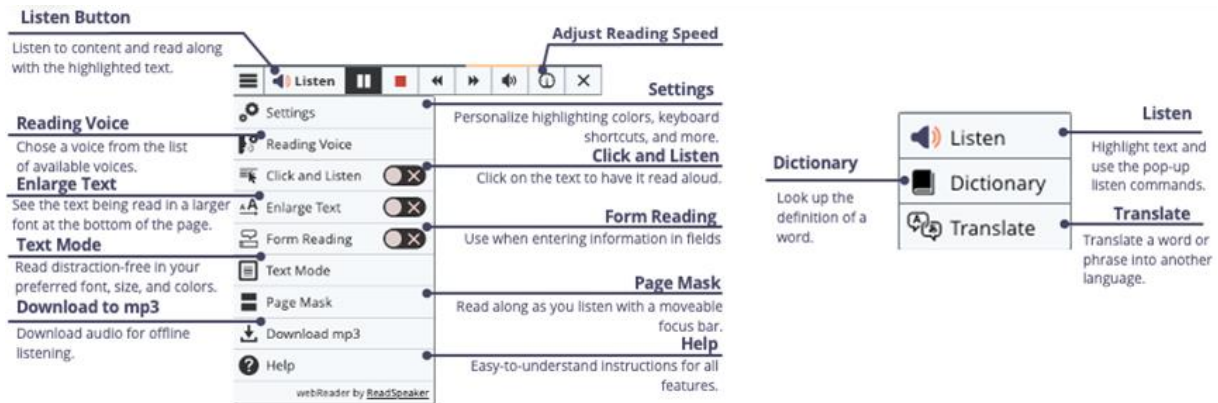
# ReadSpeaker Button Highlights Handout: docReader, webReader, and TextAid

## ReadSpeaker docReader



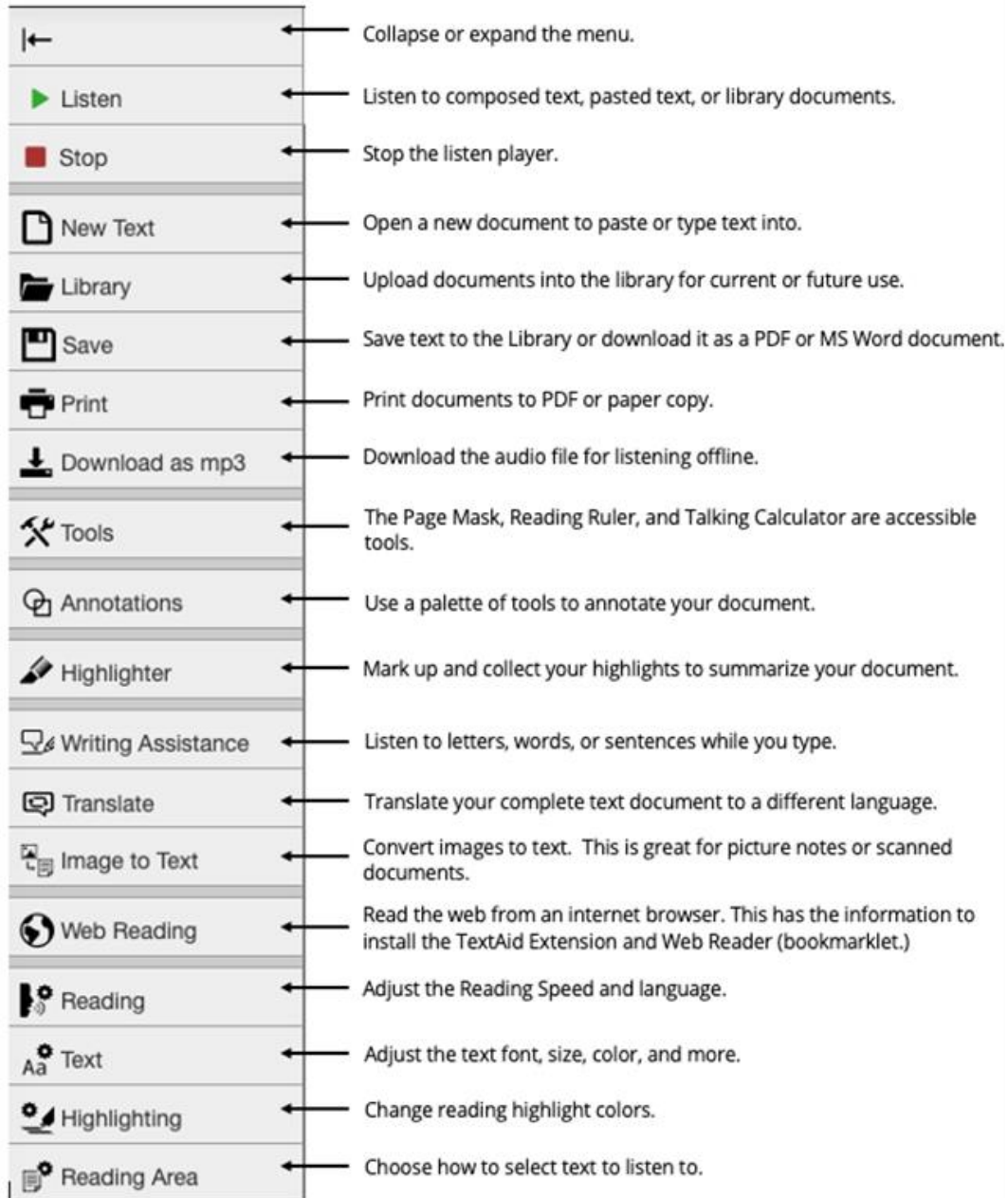
- docReader can read many Microsoft Office, ePub, and PDF files.
- Distracted readers: using the Page Mask and the Reading Ruler is helpful.
- Text Mode Settings include font, font size, and background/text colors.
- Small screens – hide the left sidebar for easier viewing.
- Make studying easier by highlighting your documents and then saving the highlights.
- Turn pages automatically (Settings), so you don't have to select the next page.

# ReadSpeaker webReader



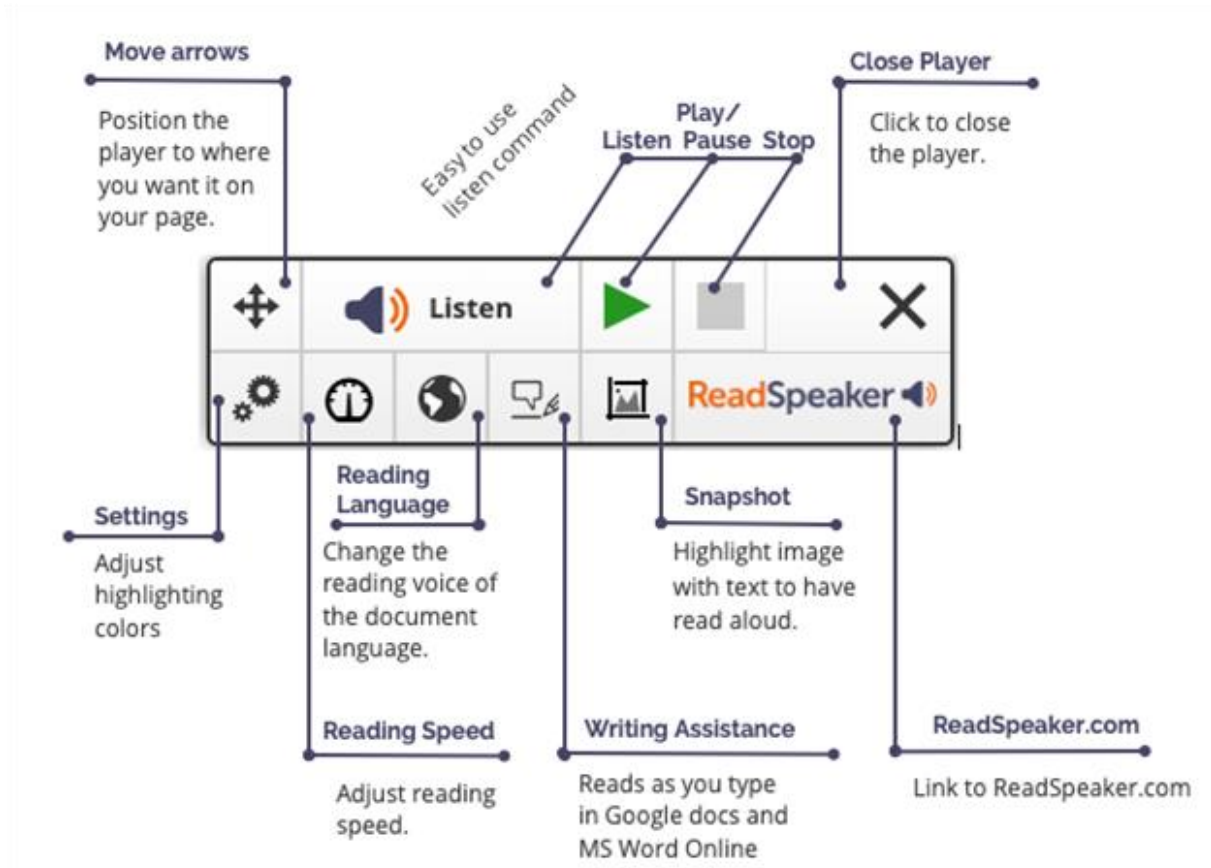
- Fast forward or replay material using the skip forward/backward 5-second tool.
- Adjust the Settings to your preferences. This is device and browser-specific.
- Download the audio for offline listening.
- Use the Click and Listen tool to click on a paragraph and have it read to you.
- The Enlarge Text tool magnifies the text at the bottom of the page for those with lower vision, distracted readers, or those needing help with a course.
- The Text Mode tool (which lets you select the font, etc.) or the Page Mask tool are good options for the distracted reader.
- Don't know a word? Use the Translate tool to translate it into a different language or look it up in the Dictionary.
- Set the Reading Speed and the Reading Voice to your preferences.
- Set up keyboard shortcuts in Settings to quickly navigate between tools.

# ReadSpeaker TextAid



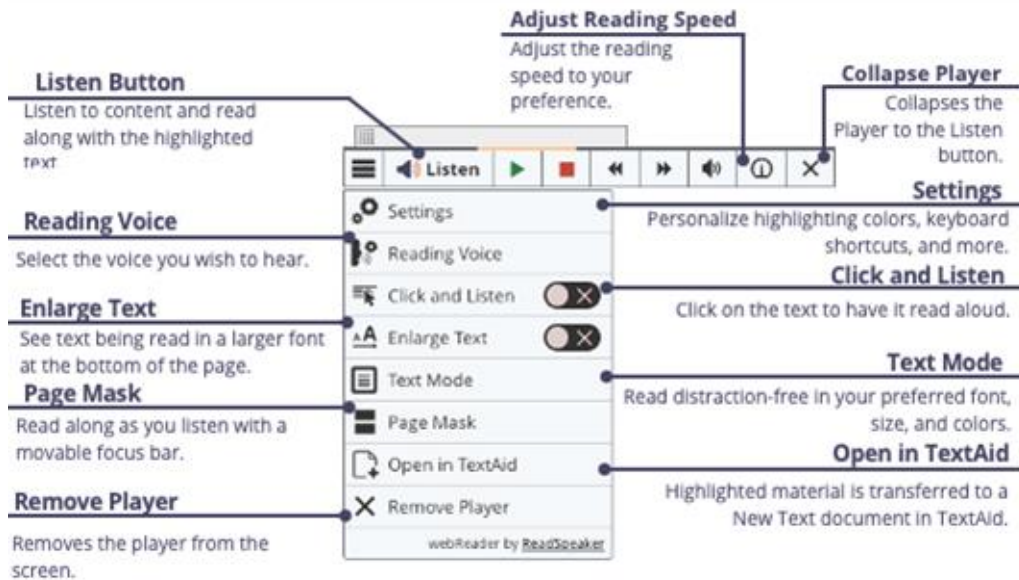
- Do your research and annotate each document with the citation. Then, highlight and summarize each document's highlights using the collection tool.
- Proof-listen to your paper before going to tutoring.
- Convert your notes from your cell phone into editable text.

# ReadSpeaker TextAid Extension



- Read webpages using the extension.
- Adjust the word and sentence color highlighting to your preferences.
- Adjust the Reading Speed – Going into an occupation where information comes at you fast? Max out the reading speed to learn how to listen more quickly.
- Change the Reading Language (Voice) to the language of your document. This will help you catch typos, left-out words, clumsy sentences, etc. This is also good for reading newspapers in foreign languages.
- Highlight an image with text in it and use the Snapshot tool to listen to the text. (Snapshot is available for Chrome, Edge, and Opera, not for Firefox .)

# ReadSpeaker TextAid Web Reader (Bookmarklet)



- Read web pages using TextAid Web Reader, commonly called the bookmarklet.
- Adjust the color for highlighting words and sentences to your preferences.
- Adjust the Reading Speed to your preference.
- Change the Reading Voice to the language of your document.
- Highlight material on the web and click Open in TextAid. The information is then transferred to TextAid. Great for helping you with your research.
- The Text Mode tool (which lets you define the font, etc.) and the Page Mask tool are good options for the distracted reader.