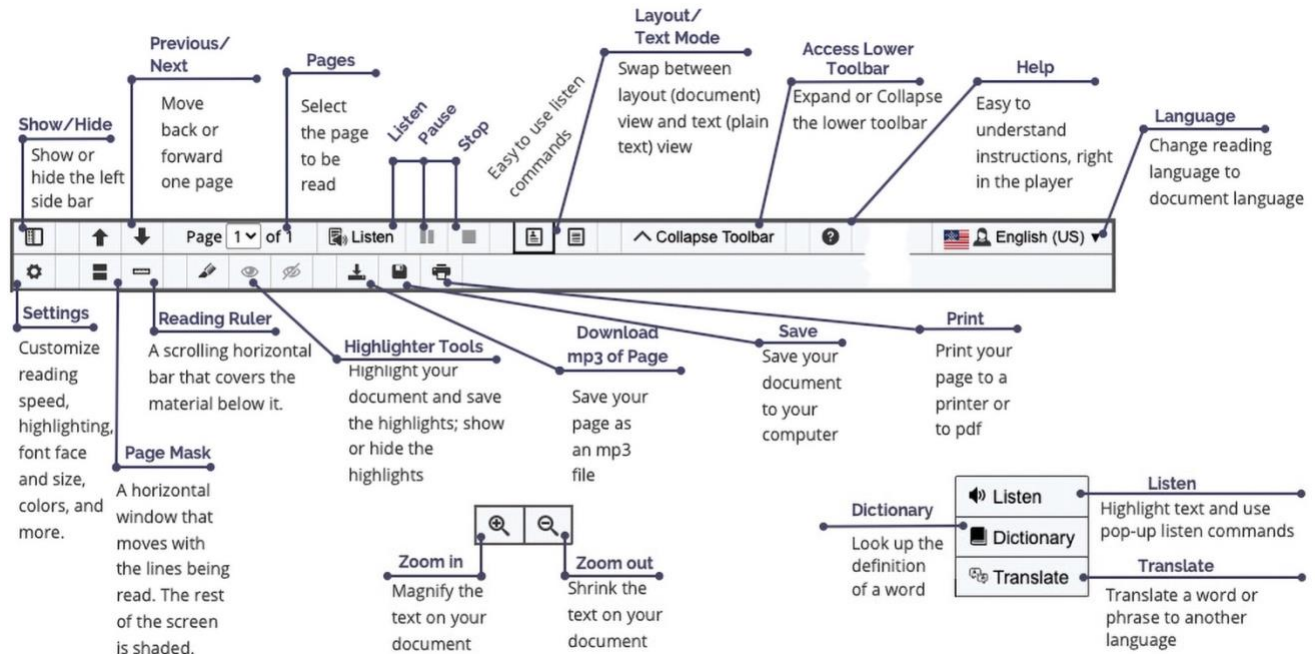


Tool Highlights

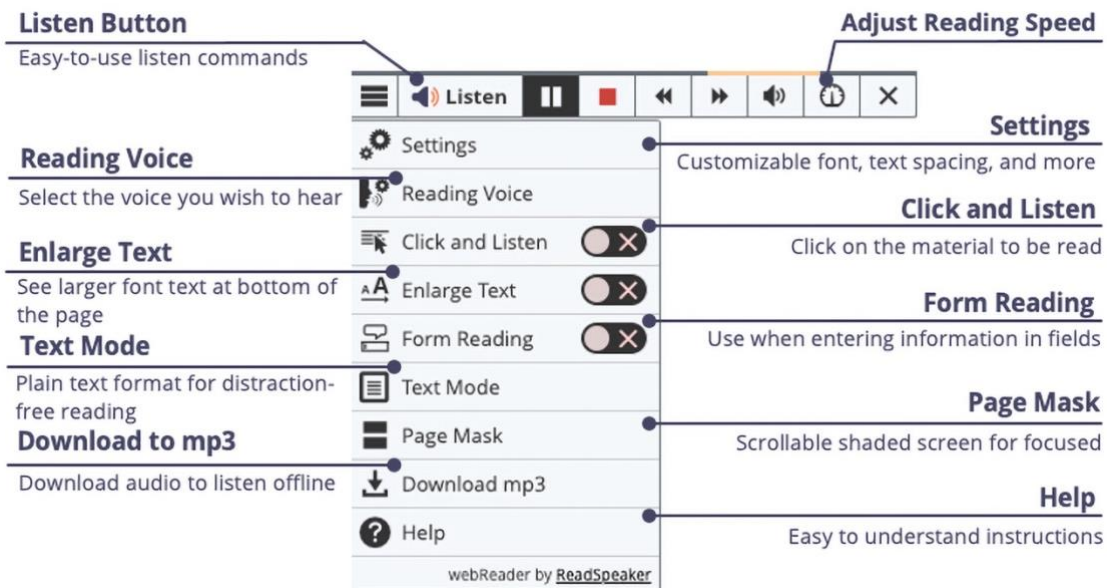
docReader



Highlights of docReader

- docReader is used for reading many Office, ePub, and pdf files.
- Distracted readers will find the Page Mask tool and the Reading Ruler tool to be especially beneficial.
- Set your font, font size, & background/text color in Settings to be displayed in Text Mode.
- If you are viewing your material on a small screen, you can hide the left sidebar of docReader.
- You can also zoom in or zoom out on the document.
- Customize your settings to you. You will need to make the adjustments on each device.
- You can save the document to your computer.
- Make studying easier by highlighting your documents and then saving the highlights.
- Turn pages automatically (Settings), so you don't have to select the next page.
- Swap the voice and adjust the reading speed to your preferences.



















webReader



Highlights of webReader

- Fast forward or replay material using the skip forward/ backward 5-second tool.
- Adjust the Settings to your preferences. This is device and browser specific.
- Download the audio for offline listening.
- Use the Click and Listen tool to click on a paragraph and have it read to you.
- The Enlarge Text tool shows the magnified text at the bottom of the page for those with lower vision, distracted readers, or having a difficult time with a course.
- The Text Mode tool (lets you define the font, etc.) or the Page Mask tool will be good options for the distracted reader.
- Don't know a word? Translate it to a different language with the Translate tool or look it up in the Dictionary.
- Set the Reading Speed and the Reading Voice to your preferences.
- Set up keyboard shortcuts in Settings to quickly navigate between tools.

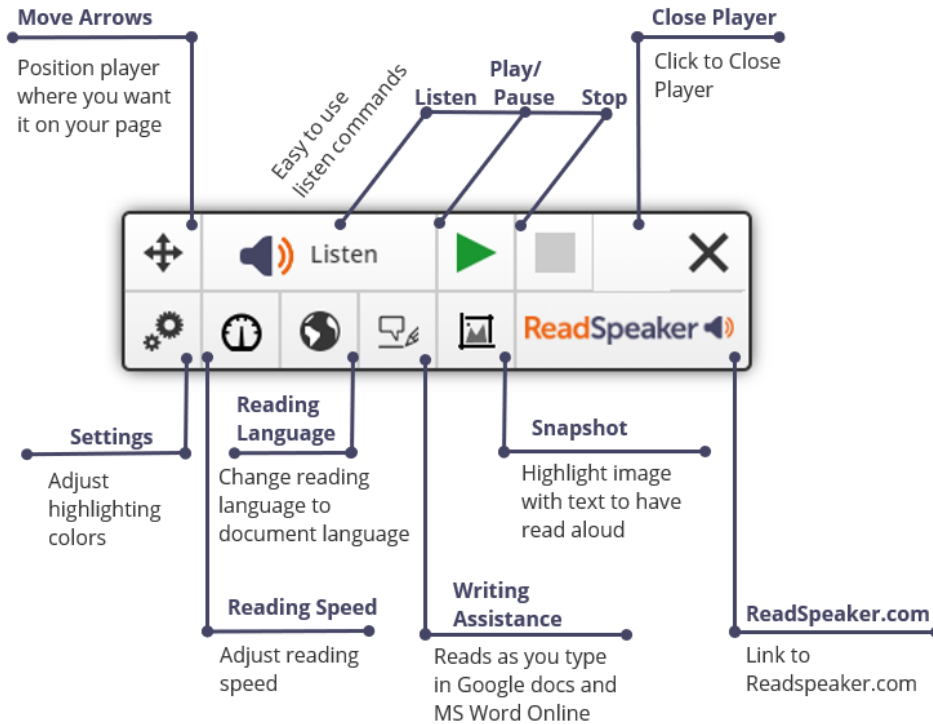
TextAid

	←	Collapse or expand menu
	Listen	Listen to composed text, pasted text, or library
	Stop	Stop the player
	New text	Open a new document to paste in or to type text
	Library	Upload documents into the library for current or future
	Save	Save text to the library
	Download as mp3	Download the audio file for listening off line
	Tools	The page mask, reading ruler, or talking calculator are accessibility tools.
	Annotations	Mark up and save or print your annotated document
	Highlighter	Mark up and collect highlights to summarize your
	Writing assistance	Listen to letters, words, or sentences while you type
	Translation	Translate complete text document to a different
	Image to text	Convert images to text (Great for "picture notes")
	Web reading	Read the web from an internet browser
	Voice settings	Adjust the voice speed and language
	Text settings	Adjust text font, size, color and more
	Highlighting settings	Change highlighter colors
	Document reading	Change reading selection settings

Highlights of TextAid

- Use the bookmarklet or browser extension for reading webpages.
- Do your research and mark up each document with the citation. Then, highlight and summarize each document's highlights using the collection tool.
- Proof-listen to your paper before going to tutoring.
- Convert your notes from your cell phone into editable text.
- Dictate information using the Dictation tool.

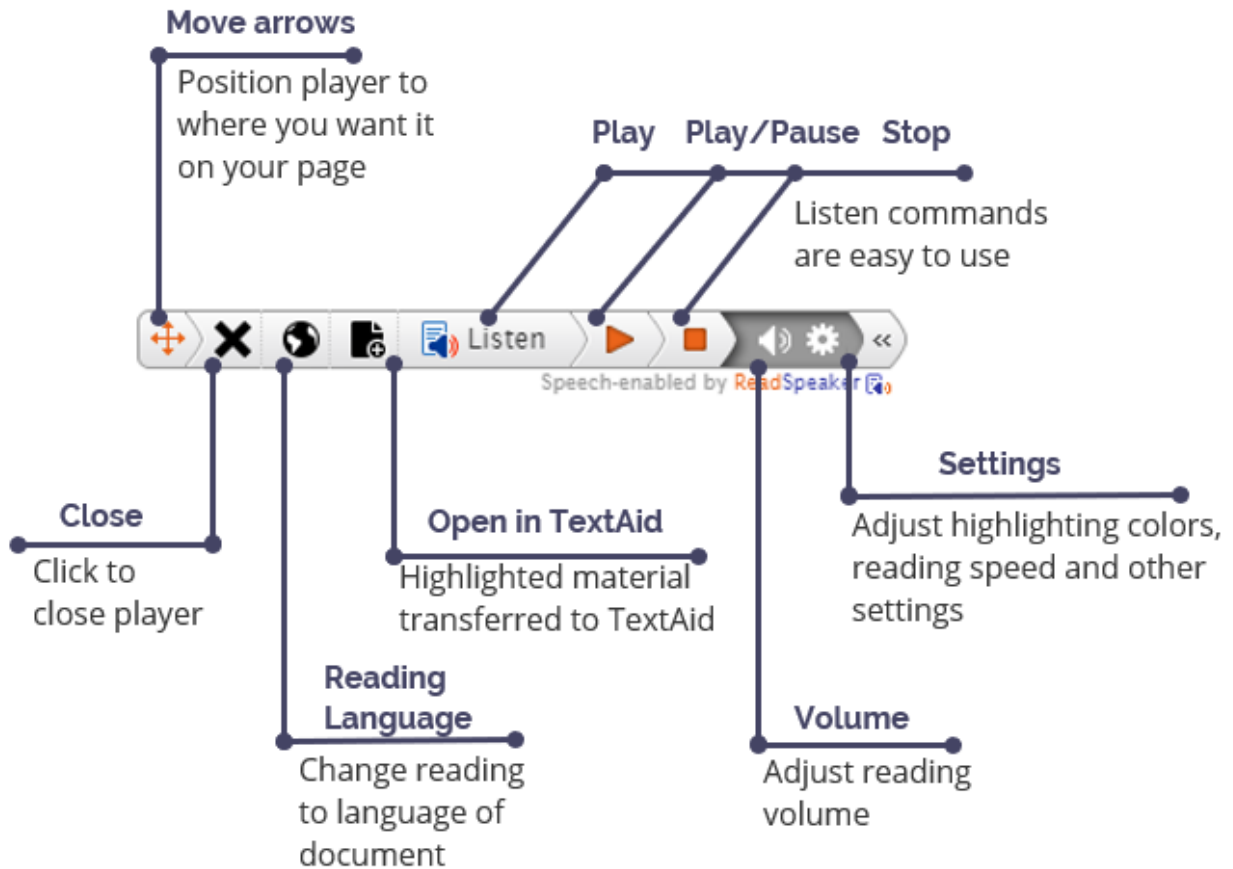
ReadSpeaker TextAid Extension



Highlights of the ReadSpeaker TextAid Extension

- Read any webpage using the extension.
- Adjust the word and sentence color highlighting to your preferences.
- Adjust the reading speed – Going into an occupation where information comes at you fast? Max out the reading speed to learn how to listen more quickly.
- Change the language to the language of your document. (Available if you have purchased additional languages.)
- This helps you to catch typos, left-out words, clumsy sentences, etc.
- Highlight an image with verbiage and hear the image’s text read aloud using the Snapshot tool.
- Available for Chrome, Firefox, Edge, and Opera.

ReadSpeaker TextAid Bookmarklet



Highlights of the ReadSpeaker TextAid Bookmarklet

- Read any webpage using the Bookmarklet.
- Adjust the word and sentence color highlighting to your preferences.
- Adjust the reading speed – Going into an occupation where information comes at you fast? Max out the reading speed to learn how to listen more quickly.
- Change the language to the language of your document. (Available if you have purchased additional languages.)
- Highlight material on the web and click Open in TextAid. The information is then transferred to TextAid. Great for helping you with your research.
- Available for all browsers.