

# ReadSpeaker® Usage Statistics

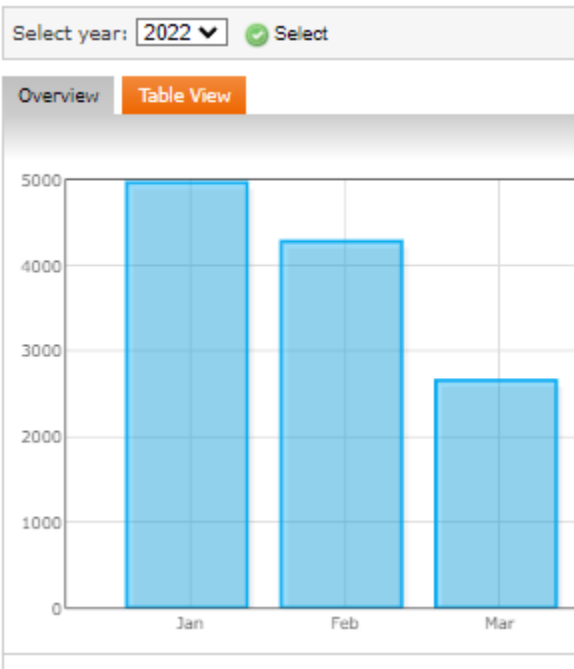
The daily usage statistics from all our ReadSpeaker servers are gathered each night and processed by our statistics server. This means that today's usage will show up in your statistics tomorrow here in the customer portal.

The usage statistics are presented per month or per day, and are also available in a detailed view showing on which pages the Listen button was clicked. You also have the option to download the statistics for each month in a .csv file.

## Usage Statistics Presentation

### Usage per Month

When you click Usage Statistics in the menu in your user portal, you will see the tab Overview, showing the statistics as a bar graph for the months of the current year. You can select another year in the drop-down menu at the top and click Select to see the statistics for that year.



On the tab Table View you can see the exact number of clicks per month and download the detailed statistics per month to a .csv file. Read more about the .csv format further down.

Select year: 2022  Select

**Overview** Table View

**Choose a month for more details**

Month	Count	CSV
<a href="#">January 2022</a>	4968	<a href="#">Download</a>
<a href="#">February 2022</a>	4280	<a href="#">Download</a>
<a href="#">March 2022</a>	2656	<a href="#">Download</a>
April 2022	0	
May 2022	0	
June 2022	0	
July 2022	0	
August 2022	0	
September 2022	0	
October 2022	0	
November 2022	0	
December 2022	0	

## Usage per Day

If you click on a month in the bar graph on the tab Overview, you will get the statistics for each day for that month in a bar graph. If you click on a month in the table on the tab Table View, you will get the statistics for each day for that month in a table, showing the exact number of clicks for each day. As with the usage per month, you can view the statistics as a bar graph on the tab Overview or in more detail on the tab Table View.

When you click a month, you may first see a list of “categories” into which the statistics can be broken down. The list will only appear if you have more than one product, or if your product has more than one default category. Select All (default) or select one or multiple categories under Specific categories, and then click Select to view the statistics for the selected categories. These categories are “statypes”, which are explained in detail further down.

Statistics [2022](#) / [March](#)

## Statistics March 2022

Category

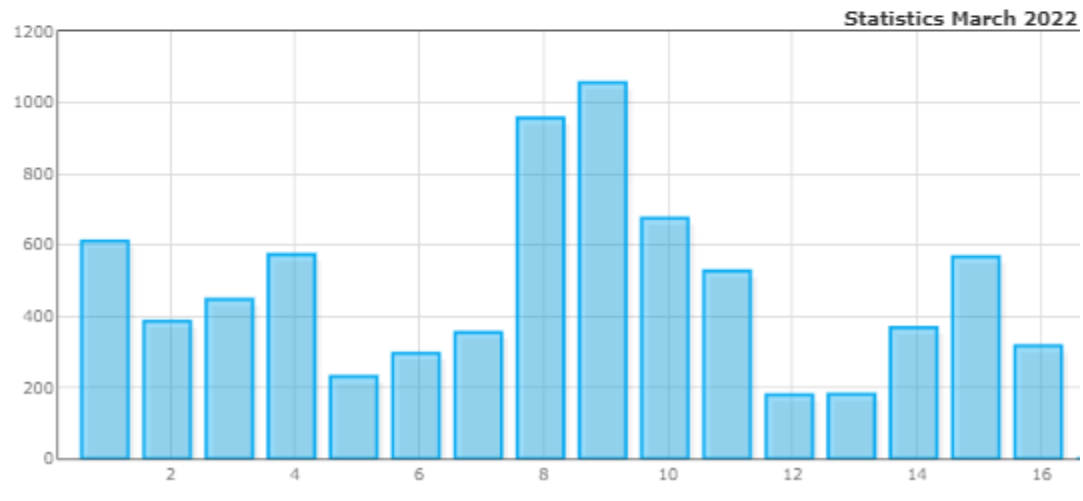
All

Clicks this month

7 723

Overview

### Usage current month



Statistics [2022](#) / [March](#)

## Statistics March 2022

Category   
AllClicks this month  
**7 723** 

### Choose a date for more details

Date	Count
<a href="#">2022-03-01</a>	611
<a href="#">2022-03-02</a>	386
<a href="#">2022-03-03</a>	447
<a href="#">2022-03-04</a>	573
<a href="#">2022-03-05</a>	231
<a href="#">2022-03-06</a>	296
<a href="#">2022-03-07</a>	354
<a href="#">2022-03-08</a>	956
<a href="#">2022-03-09</a>	1055
<a href="#">2022-03-10</a>	675
<a href="#">2022-03-11</a>	527
<a href="#">2022-03-12</a>	179
<a href="#">2022-03-13</a>	181
<a href="#">2022-03-14</a>	368
<a href="#">2022-03-15</a>	567
<a href="#">2022-03-16</a>	317

## Detailed Breakdown

If you click on a specific date in the bar graph on the tab Overview or in the table on the tab Table View, you will get the statistics for that day, showing the exact number of clicks on the Listen button for each URL as well as the total number of clicks. If you have access to more than one voice, you will also see which voices/languages were used.

Statistics [2022](#) / [March](#) / 9**March 9, 2022**

Category  Clicks this day **14**

**All**

Advanced

Split by language  Split by voice

#	Page	Language	Voice	Count	Percentage of total
1	<a href="http://app.readspeaker.com/demos/viewdemo.php?demo_id=76380&amp;md5">http://app.readspeaker.com/demos/viewdemo.php?demo_id=76380&amp;md5</a>	fr_fr	Elise	4	28.57 %
2	<a href="https://www.readspeaker.com/wp-content/uploads/ReadSpeaker-docReader_tagged_EU_2019.pdf:1">https://www.readspeaker.com/wp-content/uploads/ReadSpeaker-docReader_tagged_EU_2019.pdf:1</a>	fr_fr	Roxane	4	28.57 %
3	<a href="http://app.readspeaker.com/demos/viewdemo.php?demo_id=76380&amp;md5">http://app.readspeaker.com/demos/viewdemo.php?demo_id=76380&amp;md5</a>	fr_fr	Benoit	3	21.43 %
4	<a href="https://app.readspeaker.com/demos/viewdemo.php?demo_id=76373&amp;md5">https://app.readspeaker.com/demos/viewdemo.php?demo_id=76373&amp;md5</a>	ar_ar	Amir	2	14.29 %
5	<a href="selection:https://app.readspeaker.com/demos/viewdemo.php?demo_id=76377">selection:https://app.readspeaker.com/demos/viewdemo.php?demo_id=76377</a>	en_us	Sophie	1	7.14 %
<b>Total</b>				<b>14</b>	<b>100 %</b>

[← Previous](#) [Next →](#) Items per page

**[https://\[your\\_domain\]/\[your\\_page\]](#)** means that the user has clicked the listen button and started listening to the page.

**[selection:https://\[your\\_domain\]/\[your\\_page\]](#)** means that the user has selected a portion of text and listened to the selection (parameter selectedhtml= is used in the call),

**[https://\[your\\_domain\]/\[your\\_page\].pdf:1](#)** means that the user has used docReader and listened to page 1 of the document.

## Total Character Count

[Load Character Count](#)

To see the total character count, i.e. the number of characters read aloud, for a specific year, month, or day, click the link **Load Character Count** under the bar graph for that year or month, or at the top right when viewing statistics for a specific day.

You can split the statistics for the total character count up further by checking **Split by language** and/or **Split by voice** and then clicking **Update table**.

Statistics [2022](#) / [March](#) / 9

March 9, 2022

Category   
AllClicks this day  
4 938Number of characters  
17 374 519

Language	Voice	Character Count
en_us	Sophie	9 756 173
es_es	Pilar	3 259 117
ar_ar	Amir	1 279 995
de_de	Max	690 272
fr_fr	Roxane	608 753
it_it	Gina	378 657
nl_nl	Ilse	225 771
pl_pl	Ania	196 558
sv_se	Maja	99 255
fi_fi	Elina	35 934
no_nb	Lykke	25 637
lv_lv	Oskars	21 233

Advanced

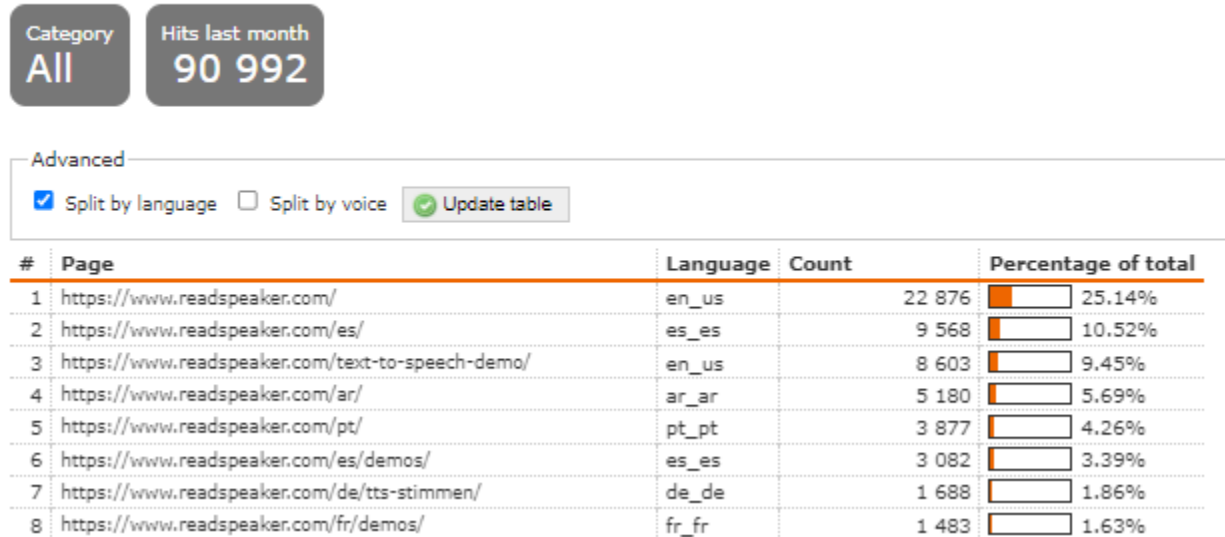
 Split by language  Split by voice 

## Pages Most Listened to

Under a bar graph for any year, you see a link **Load Top 20 last month**. Clicking it will show the 20 URLs with the highest usage for the previous month of the current year.

[Load Top 20 last month](#)

## Top 20 last month (February 2022)



Under a bar graph for a specific month, you see a link **Load Top 20 pages**. Clicking it will show the 20 URLs with the highest usage for the month you are viewing.

## Extra Parameters for Statistics

The parameter `stattype` allows you to further break down the statistics reports for different websites, web pages, apps etc, while the parameter `statparam` results in showing page names rather than URLs in the reports. Each parameter is explained in detail below.

Adding both of these parameters to the ReadSpeaker implementation makes the call look like this:

```
/app-[REGION].readspeaker.com/cgi-bin/rsent?customerid=[CUSTOMERID]&stattype=[namevalue]&statparam=[namevalue]&lang=[LANG]&readid=[READID]&url=[ENCODED_URL]
```

## Statttype

The most commonly used parameter is "stattype". You give it a name value. If the parameter `stattype` is added to the ReadSpeaker implementation, an extra check box will appear under "Specific categories", which normally only shows your



products' default categories. The checkbox shows the name value added to the parameter. If you check it, you will see the statistics for all the pages on which the call includes that statype parameter. You can add a statype parameter for any of the following ReadSpeaker products : webReader, docReader and Enterprise Highlighting 2.5 and for each web site where the product is implemented. So, if you have multiple websites you can break down the statistics so they are shown per website by adding a different statype parameter for each website.

The maximum number of characters in the statype parameter is 32.

Example:

&amp;statype=webReader\_ProductionSite

&amp;statype=webReader\_TestSite

These examples will generate categories with the names “webReader\_ProductionSite” or “webReader\_TestSite” respectively in the usage statistics, like so:

### Your statistics are divided into multiple categories.

Choose your category/categories of interest:

- All
- Specific categories:
  - webReader\_ProductionSite
  - webReader\_TestSite

Default categories

Our products have built-in statype parameters (categories). Adding a statype parameter for webReader, docReader, and/or Enterprise Highlighting 2.5 overrides

the category "default" or "docReader Listen". The other categories cannot be overridden.

The default categories are listed below per product.

#### webReader

default-wR - This is shown if webReader was used to listen to a page, unless a different statype parameter is added to the ReadSpeaker call, this category is then overwritten by the new category. Introduced 03/03/2022, Prior that date, the category was called "default".

wordlookup - number of activations of the dictionary feature in the webReader pop-up menu and/or webReader toolbar.

translate - Number of activations of the translation feature in the webReader pop-up menu and/or webReader toolbar.

help page - Number of activations of the help button in the webReader toolbar.

MP3/No sound download - Number of times the Download mp3 button has been used to download an audio file.

formReader - Number of activations of the formReader module in webReader.

#### docReader

docReader Listen - Number of activations of the Listen button in docReader, including activations of the Listen button in the pop-up menu that appears when the user selects text. The count does not include the number of times docReader is opened, only the number of times someone listens. It does not include listenings of the Help page as it uses a different account/customerid. If the user has activated the Auto flip function in docReader, each page will generate a new hit in the

statistics. If a stattype parameter is added to the ReadSpeaker call, this category is overridden by the new category.

docReader download - Number of times the Download mp3 button has been used to download an audio file.

#### Enterprise Highlighting 2.5

default-HL - This is shown if Enterprise Highlighting was used to listen to a page, unless a different stattype parameter is added to the ReadSpeaker call, this category is then overwritten by the new category. Introduced 03/03/2022, Prior that date, the category was called "default".

MP3/No sound download - Number of times the Download mp3 button has been used to download an audio file.

#### formReader

formReader - Number of activations of formReader.

#### SpeechMaker

preview\_[WASP\_ID]\_save - Number of times the Preview button has been activated.

produce\_[WASP\_ID]\_save - Number of times the Produce button has been activated.

Batch-produce\_save - The number of times the batch processing feature in SpeechMaker has been used. Note: batch processing is not enabled by default in SpeechMaker.

#### SpeechCloud API

Scapi - Normal usage when a customer is using [tts.readspeaker.com/a/speak](https://tts.readspeaker.com/a/speak). This category can be overridden using SpeechCloud API's own

Preview - Scapi calls where the customer uses the preview parameter and streaming = 1

Preview\_save - Scapi calls where the customer uses the preview parameter and streaming = 0

dict-preview - Number of times the Preview button has been activated in the dictionary.

dict-preview\_save - Number of times the Preview button has been activated in the dictionary, with background audio added.

Papi\_save - Normal usage when customer is using [tts.readspeaker.com/a/produce](https://tts.readspeaker.com/a/produce) (the old discontinued PAPI url)

PodCaster

Podcaster - Number of times a mp3 file in a podcast is activated.

## Statparam

By default, the statistics show the url of the page they refer to, as you see in the figure in the section Pages Most Listened to. Note that if no URL is given as parameter to the service, it may default to the referer, which could lead to the referrer ending up in statparam. The referer may be a full URL or just the domain, depending on the referrer policy used by the browser or set explicitly. Your statistics reports can become more readable if you add the statparam parameter to the call in which you define by which name that page will be shown in the statistics. This name will be stored in the statistics database and shown in the reports INSTEAD of the URL of the page. You can add the statparam parameter for any of the following ReadSpeaker products : webReader, docReader, and Enterprise

Highlighting 2.5 and for each web site or web page where the product is implemented.

The maximum number of characters in the statparam parameter is 200.

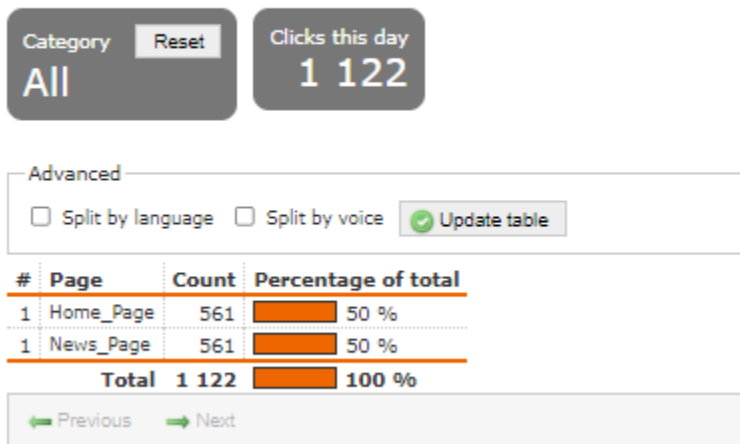
Example:

&statparam=Home\_Page

&statparam=News\_Page

The example below shows what the result might look like:

**March 14, 2022**



## Download Usage Statistics

If you want to do your own analysis of the usage statistics provided, you can download the data in a .csv. Files in this format can be opened in for example Notepad, but we recommend that you open Excel and import the file(s). Make sure to choose comma as the delimiter when opening the .csv in Excel to get the statistics in different cells.

Select year:   Select

Overview **Table View**

**Choose a month for more details**

Month	Count	CSV
<a href="#">January 2022</a>	150	<a href="#">Download</a>
<a href="#">February 2022</a>	118	<a href="#">Download</a>
<a href="#">March 2022</a>	1159	<a href="#">Download</a>
April 2022	0	
May 2022	0	
June 2022	0	
July 2022	0	
August 2022	0	
September 2022	0	
October 2022	0	
November 2022	0	
December 2022	0	

rs\_stat\_202203.csv

File Origin:  Delimiter:  Data Type Detection:

customer_id	language_code	voice_code	type	access_date	access_count	page
5981	en_us	Sophie	preview-127670_save	3/3/2022	1	selection:http://www.readspeaker.com
5981	en_us	Paul	produce-127670_save	3/3/2022	1	selection:http://www.readspeaker.com
5981	en_us	Sophie	produce-127670_save	3/3/2022	1	selection:http://www.readspeaker.com
5981	zh_cn	Liang	produce-127670_save	3/3/2022	3	selection:http://www.readspeaker.com
5981	zh_cn	Liang	preview-127670_save	3/3/2022	5	selection:http://www.readspeaker.com
5981	en_us	Paul	preview-127670_save	3/3/2022	1	selection:http://www.readspeaker.com
5981	en_uk	Alice	default-wR	3/4/2022	3	http://app.readspeaker.com/demos/viewdemo.ph
5981	ar_ar	Amir	default-wR	3/8/2022	3	https://app.readspeaker.com/demos/viewdemo.ph
5981	en_uk	Alice	default-wR	3/8/2022	1	http://app.readspeaker.com/demos/viewdemo.ph
5981	fr_fr	Roxane	default-wR	3/9/2022	4	http://app.readspeaker.com/demos/viewdemo.ph
5981	fr_fr	Benoit	default-wR	3/9/2022	3	http://app.readspeaker.com/demos/viewdemo.ph
5981	en_us	Sophie	default-wR	3/9/2022	1	https://labs7.readspeaker.com/a/wr-testsite/config
5981	ar_ar	Amir	default-wR	3/9/2022	2	https://app.readspeaker.com/demos/viewdemo.ph
5981	fr_fr	Elise	default-wR	3/9/2022	4	http://app.readspeaker.com/demos/viewdemo.ph
5981	ar_ar	Amir	default-wR	3/11/2022	1	selection:https://app.readspeaker.com/demos/view
5981	ar_ar	Yasmin	scapi	3/11/2022	2	app-1
5981	fr_fr	Roxane	batch-produce_save	3/14/2022	1122	input_selected_text
5981	ja_jp	jpn_custom50	scapi	3/15/2022	1	app-1

Load  Transform Data Cancel